

Strong Bonds Stand the Test of Time

Geovanna, treated with ZEVASKYN, shown at age 8

ZEVASKYN is made from your own skin cells to deliver long-lasting wound healing—even in tough RDEB wounds*

- 81% of ZEVASKYN-treated wounds healed by 50% or more when measured at 6 months†

*Wounds treated had remained open for at least 6 months.

†ZEVASKYN-treated wounds were compared to similar wounds treated with typical wound care in 11 RDEB patients as part of a clinical trial. 81% of ZEVASKYN-treated wounds (35 of 43) healed by 50% or more vs 16% of matched control wounds (7 of 43).

zevaskyn®
(prademagene zamikeracel)
gene-modified cellular sheets

WHAT IS ZEVASKYN (ZEE-vah-skin)?

ZEVASKYN® (prademagene zamikeracel) is a type of gene therapy made from your own skin cells that is surgically applied to treat wounds in both children and adults who have recessive dystrophic epidermolysis bullosa (RDEB).

IMPORTANT SAFETY INFORMATION

Serious allergic reactions to ZEVASKYN can occur. Get medical help right away if you or your child experience symptoms like itching, swelling, hives, difficulty breathing, runny nose, watery eyes, or nausea. In rare cases, a severe reaction called anaphylaxis may happen.

Please see additional Important Safety Information on page 13 and full Prescribing Information.

Scan or click QR code to find a Qualified Treatment Center near you

People with RDEB need long-lasting wound healing

zevaskyn®
(prademagene zamikeracel)
gene-modified cellular sheets

Healthy skin cells contain a gene (*COL7A1*) that tells the body how to produce type VII collagen (type 7 collagen)—a protein needed to bond layers of the skin together. **In RDEB, the body produces little to no working type VII collagen** due to a mutation in both copies of the *COL7A1* gene.

Healthy skin

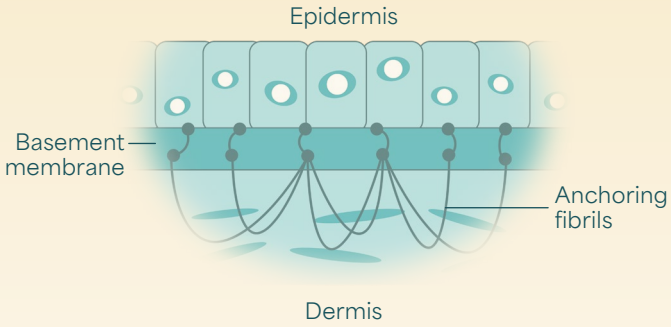

Type VII collagen helps form **anchoring fibrils**, structures that bond the epidermis (outer layer of skin) to the dermis (inner layer).

RDEB skin

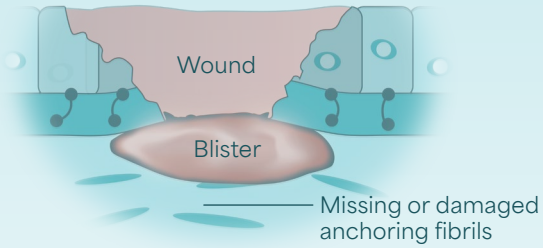

In RDEB, skin cells produce little to no working type VII collagen due to a mutation in both copies of the *COL7A1* gene.

Without functional type VII collagen and **anchoring fibrils**, the skin is fragile and blisters easily, leading to wounds that continually open and close, or fail to heal altogether.

These wounds can be various sizes, cover a significant body surface area, and be a constant source of pain and itch. RDEB wounds are at risk of getting infected and developing a type of skin cancer called squamous cell carcinoma (SCC).

Goals of wound treatment:

- Provide durable wound healing
- Reduce pain and itch

Please see additional Important Safety Information on page 13 and full Prescribing Information.

ZEVASKYN is designed for long-lasting wound healing with a single surgical application

zevaskyn®
(prademagene zamikeracel)
gene-modified cellular sheets

What is it?

ZEVASKYN gene-modified cellular sheets are made from your own skin cells and surgically applied.

ZEVASKYN-treated skin

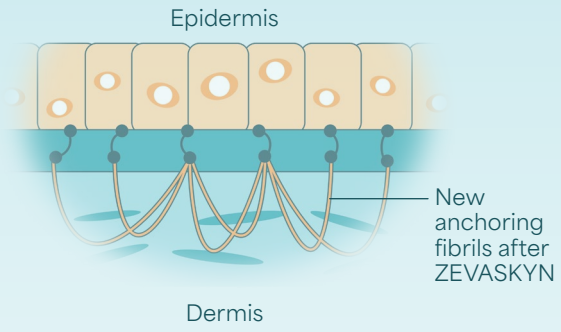

How does it work?

ZEVASKYN works by producing functional type VII collagen in your treated wounds. This forms anchoring fibrils that bond together the epidermal and dermal layers of your skin.

How is it made?

Two 8 mm punch biopsies (the size of 2 small peas) are taken from your skin and sent to Abeona Therapeutics®. The cells are then genetically modified to produce working type VII collagen.

Over a few weeks, the cells are grown into 12 credit card-sized ZEVASKYN cellular sheets.

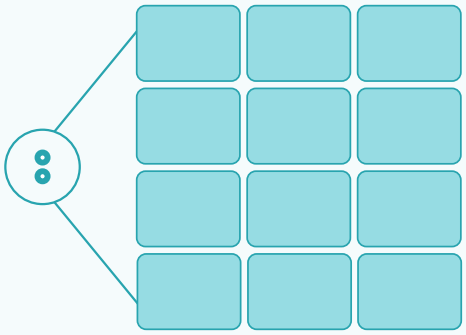

Not to scale.

How is it applied?

In a single surgery, ZEVASKYN sheets are applied to your wounds under general or other appropriate anesthesia.

IMPORTANT SAFETY INFORMATION

There is a potential risk that treatment with ZEVASKYN may contribute to the development of cancer because of how the therapy works. Patients should be monitored for the rest of their lives to check for any signs of cancer.

Please see additional Important Safety Information on page 13 and full Prescribing Information.

ZEVASKYN provides unprecedented RDEB wound coverage

zevaskyn®
(prademagene zamikeracel)
gene-modified cellular sheets

How much wound coverage can ZEVASKYN provide?

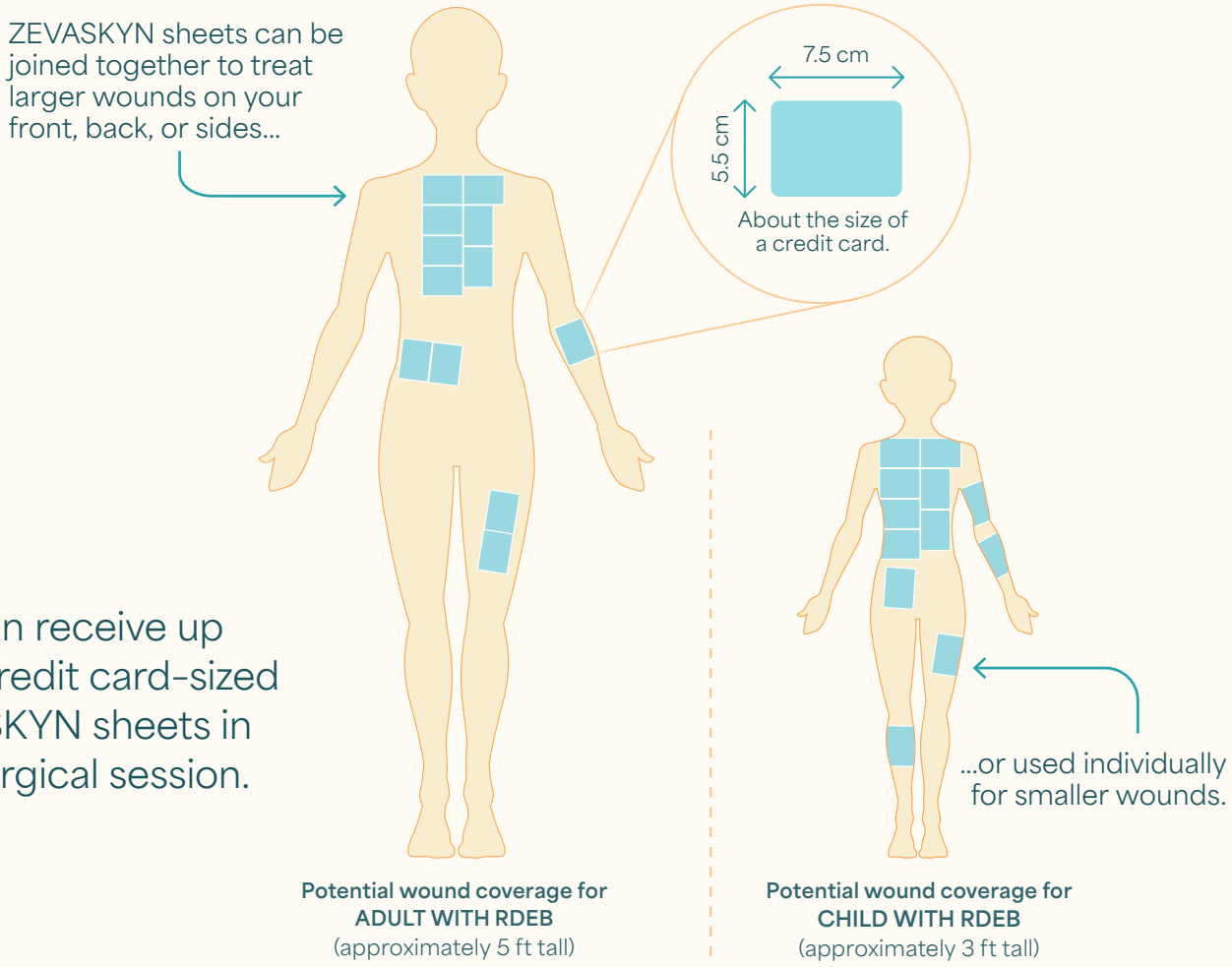

You can receive up to 12 credit card-sized ZEVASKYN sheets in one surgical session.

ZEVASKYN can treat RDEB wounds in people of any age, including young children. **If you or a loved one have wounds that won't heal, or keep coming back, ask your doctor about ZEVASKYN.**

IMPORTANT SAFETY INFORMATION
ZEVASKYN is made using human and animal materials. Although these materials are tested before use, the risk of passing on infections cannot be eliminated.

Please see additional Important Safety Information on page 13 and full Prescribing Information.

ZEVASKYN was studied in chronic RDEB wounds of various shapes and sizes

zevaskyn®
(prademagene zamikeracel)
gene-modified cellular sheets

A clinical study (VIITAL) assessed how well ZEVASKYN works

The clinical study evaluated 43 ZEVASKYN-treated wounds in 11 patients over 6 months. Each wound was compared to a matched control wound of similar size and chronicity in the same patient.* A total of 86 wounds were evaluated across all patients.

- Ages of patients treated in the study ranged from 6 to 40 years old
- Wounds studied had been open for a median duration of 5 years with a range of 6 months to 21 years†
- Wound size had to be at least 20 cm^2
- Patients in the clinical study received a median (middle value) of 6 ZEVASKYN sheets (range of 3-6 sheets), which was the maximum number allowed in the clinical study†

BEFORE TREATMENT

Left thigh



Left side of torso

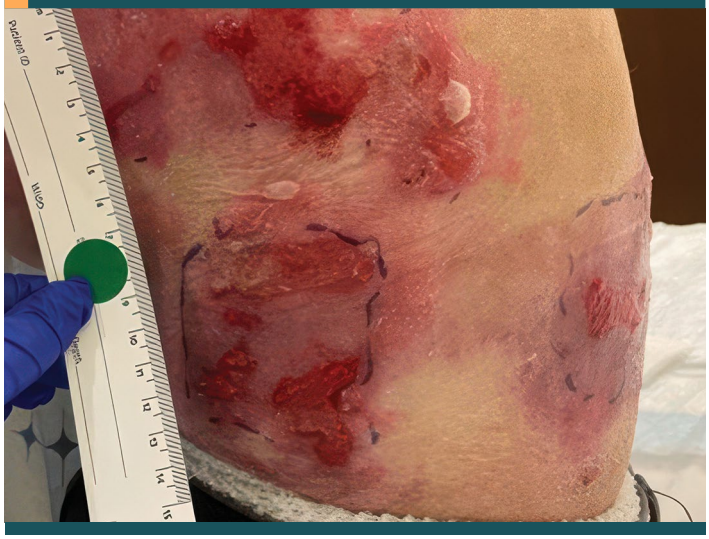

Photos are of 2 different patients. See page 9 for before and after photos.

At 6 months, the study measured:

- Wound healing
- Pain reduction
- Itch reduction

*43 control wounds (those not treated with ZEVASKYN) received standard of care treatment (eg, bandages and palliative care).
†Median is the middle number in a group of numbers arranged from lowest to highest.

IMPORTANT SAFETY INFORMATION
The most common side effects are pain from the procedure and itching.

Please see additional Important Safety Information on page 13 and full Prescribing Information.



Significant wound healing with ZEVASKYN at 6 months

zevaskyn®
(prademagene zamikeracel)
gene-modified cellular sheets

Wounds that healed by 50% or more



vs



of matched control wounds (7 of 43)

Wounds that healed by 75% or more

~2 out of 3 ZEVASKYN-treated wounds (28 of 43) healed by 75% or more vs 7% of matched control wounds (3 of 43)

- **Complete healing seen in 16%** of ZEVASKYN-treated wounds vs none of the matched control wounds*

ZEVASKYN-treated wounds showed **noticeable healing within 6 weeks**, compared to fewer control wounds. This analysis was based on a subset of wounds (28 of 43) that were assessed at 6 weeks.†

*Complete wound healing was defined as the new skin completely covered, with no drainage, no damage of the treated skin, and no major scabbing.

†Not all wounds were evaluated early at 6 weeks. The study was not specifically designed to fully measure these results, so they should be interpreted carefully.

IMPORTANT SAFETY INFORMATION

You may feel pain or itching at the treated area as it heals. Contact your doctor if you have: fever, increased drainage, worsening pain or swelling, or any other symptoms at or near the treated area.

Please see additional Important Safety Information on page 13 and full Prescribing Information.

ZEVASKYN: Proven to reduce pain in treated wounds

zevaskyn®
(prademagene zamikeracel)
gene-modified cellular sheets

At 6 months (VIITAL study)

Average reduction in pain (using a 0-10 scale)‡

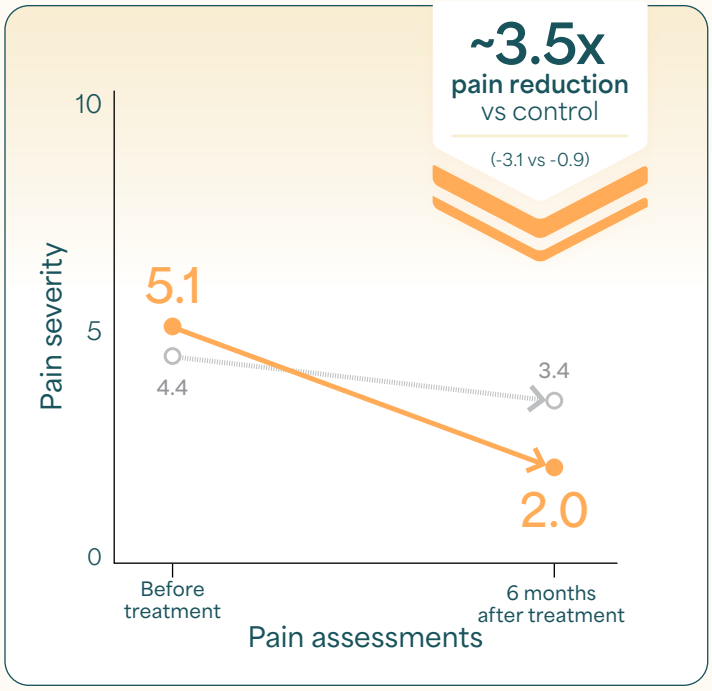

Average reduction in itch (using a 0-10 scale)§

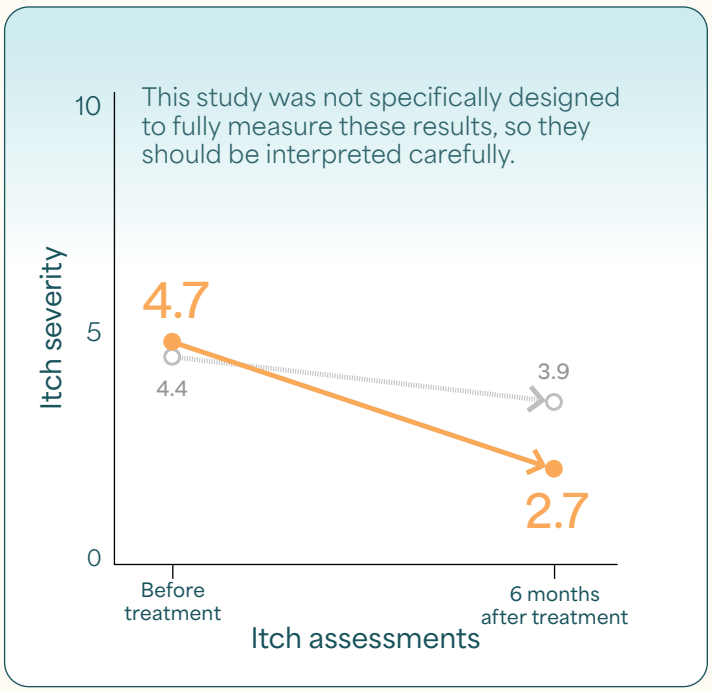

● ZEVASKYN-treated wounds (43) ○ Control wounds (42)



"Oh, it was bad before ZEVASKYN treatment. It was constantly itching, and the medicine wasn't helping. And then after ZEVASKYN, there was less itching...and less pain too. When it heals [after surgery], I don't feel itching. No more itching, no more pain."

–Guadalupe, treated with ZEVASKYN

Individual results may vary.

‡Pain reduction was measured on a 0-10 scale before and after treatment (following wound dressing change). Pain reduction was measured using the Wong-Baker FACES® Pain Rating Scale that is used to help people communicate the severity of their pain by choosing a face that best matches their experience.

§Itch severity was measured using the Worst Itch-Numeric Rating Scale (WI-NRS), ranging from 0 (no itch) to 10 (worst itch imaginable).

IMPORTANT SAFETY INFORMATION

Do not disturb the surgical dressing for 5–10 days, unless your doctor tells you otherwise.

Please see additional Important Safety Information on page 13 and full Prescribing Information.

Example of wound healing after long-term follow-up

zevaskyn®
(prademagene zamikeracel)
gene-modified cellular sheets

See what healing with ZEVASKYN can look like long term

In a separate clinical study of 7 patients with RDEB, 38 chronic wounds were assessed long term after treatment with ZEVASKYN. The study did not evaluate ZEVASKYN-treated wounds against control wounds or placebo.

- Patients had follow-ups in person for a median time (middle value) of 6.9 years (range of 4-8 years), with a planned continued virtual follow-up of up to 15 years*

Because the study did not include a control group or placebo for comparison, it was not designed to determine whether the observed effects were due to ZEVASKYN.

Before treatment	Day 0 after surgery	During long-term follow-up–Year 2	At end of in-person long-term follow-up–Year 5
		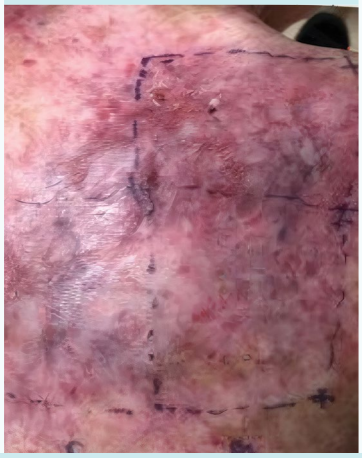	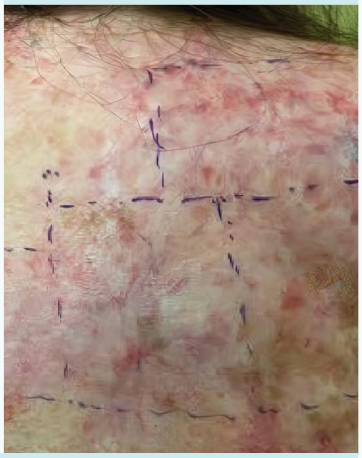

Individual results may vary.



"When the nurse and doctor took off the bandage and I saw that new skin, when I saw it I just cried."

–Jessica, mom of Geovanna, who was treated with ZEVASKYN

Individual results may vary.

Scan or click the QR code to hear from patients, caregivers, and EB experts as they share their experiences with ZEVASKYN.

EB=epidermolysis bullosa.
*Median is the middle number in a group of numbers arranged from lowest to highest.

IMPORTANT SAFETY INFORMATION

Keep the dressing(s) dry. Do not soak the treated area(s) in water (like in a bath or pool) until the gauze backing falls off of the treated area(s), approximately 2-3 weeks after the surgery.

Please see additional Important Safety Information on page 13 and full Prescribing Information.

ZEVASKYN can close even tough RDEB wounds

zevaskyn®
(prademagene zamikeracel)
gene-modified cellular sheets

See what healing with ZEVASKYN treatment can look like at 6 months

BEFORE **AFTER ZEVASKYN**

Chest

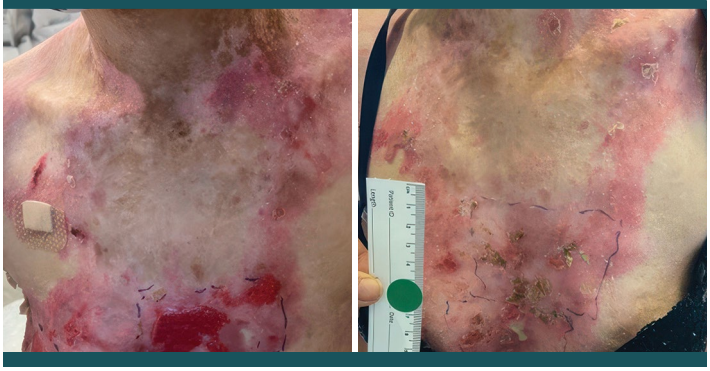

BEFORE **AFTER ZEVASKYN**

Back



BEFORE **AFTER ZEVASKYN**

Left thigh



BEFORE **AFTER ZEVASKYN**

Left leg

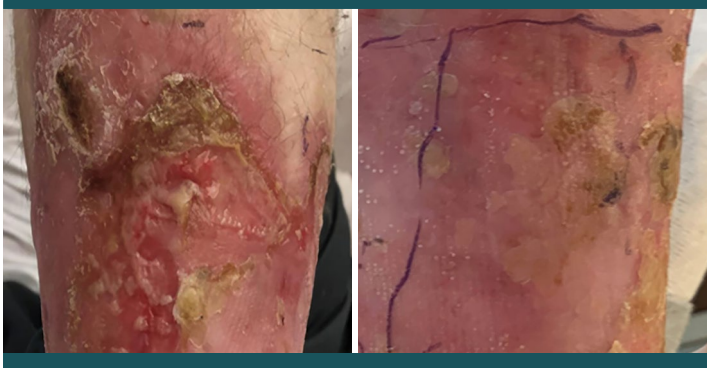

BEFORE **AFTER ZEVASKYN**

Upper back

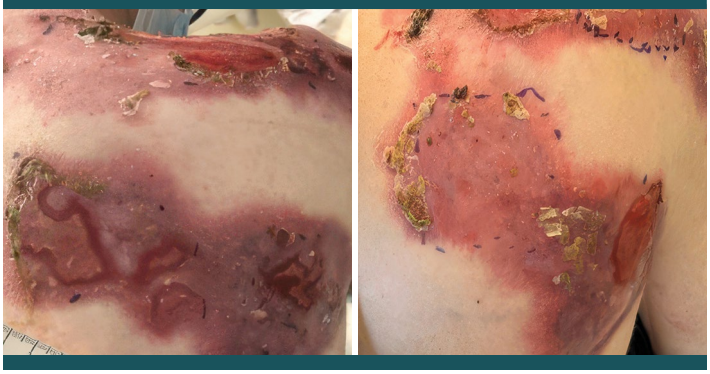

BEFORE **AFTER ZEVASKYN**

Right arm



Wound images from different patients in the study. Individual results may vary.

IMPORTANT SAFETY INFORMATION

ZEVASKYN is made from your own skin cells. In rare cases, the manufacturing process may not work. If this happens, your doctor may suggest taking another skin biopsy to repeat the manufacturing process.

Please see additional Important Safety Information on page 13 and full Prescribing Information.

What to expect on the ZEVASKYN treatment journey

zevaskyn®
(prademagene zamikeracel)
gene-modified cellular sheets

ZEVASKYN is surgically applied to wounds at a ZEVASKYN Qualified Treatment Center

ZEVASKYN CONSIDERATION

- **Ask your doctor** about starting the treatment process at a ZEVASKYN Qualified Treatment Center
- **Enroll in Abeona Assist** (abeonaassist.com), where your Patient Navigator can provide financial, travel, and logistical support*
- **Consult with a QTC** with the help of your doctor to see if ZEVASKYN is right for you

ZEVASKYN PREPARATION

- **Meet your QTC** dedicated care team and start the process with a skin biopsy
- **Expect about 25 days** after biopsy for your skin cells to be genetically modified and grown into ZEVASKYN sheets ready for application

ZEVASKYN APPLICATION & POST CARE

- **Undergo surgical application** of ZEVASKYN, which is performed under general or other appropriate anesthesia at the QTC
- **Stay at the QTC** so treatment areas are undisturbed for 5-10 days to allow for healing
- **Schedule follow-up** appointments at your doctor's discretion

Ask your doctor about starting the treatment process at a ZEVASKYN Qualified Treatment Center



Connect with a Patient or Caregiver who has experience with ZEVASKYN treatment

Know what to expect. Connect with people who have been treated with ZEVASKYN, and their caregivers, through the Strong Together Network™.

Contact the Strong Together Network by email info@strongtogethernetwork.com or by phone 1-888-782-4042.

Scan or click the QR code to learn more about the Strong Together Network.

IMPORTANT SAFETY INFORMATION
Serious allergic reactions to ZEVASKYN can occur. Get medical help right away if you or your child experience symptoms like itching, swelling, hives, difficulty breathing, runny nose, watery eyes, or nausea. In rare cases, a severe reaction called anaphylaxis may happen.

Please see additional Important Safety Information on page 13 and full Prescribing Information.

Abeona Assist® is your dedicated support partner every step of the way

zevaskyn®
(prademagene zamikeracel)
gene-modified cellular sheets

Navigate the ZEVASKYN treatment pathway

Our trained Patient Navigators* provide information on ZEVASKYN, what to expect, and next steps to take.

Assess coverage and help access financial assistance

Our team works to explore your benefits, identify out-of-pocket costs, and provide information about access and reimbursement.

Offer travel and logistical support†

Our team helps coordinate travel to a ZEVASKYN Qualified Treatment Center and provides support during your stay.

*Patient Navigators do not direct patient care or provide medical advice.
†Eligibility requirements apply.

To locate a ZEVASKYN Qualified Treatment Center, get your questions answered, and enroll in Abeona Assist:

Call 1-855-ABEONA-1 (1-855-223-6621)

Monday-Friday
9:00 AM-6:30 PM ET

Email
mynavigator@abeonaassist.com

Scan or click the QR code to visit
abeonaassist.com

EXPANDED ACCESS COVERAGE

ZEVASKYN is covered by all 50 State Medicaid plans and more than 95% of private commercial insurance plans.‡

‡Commercial coverage as reported by Policy Reporter. Data accessed April 20, 2026. Coverage, access, and patient eligibility vary by plan and jurisdiction within the United States, including the District of Columbia and Puerto Rico.

Abeona Assist®
Your partner in navigation and support



Established safety profile

zevaskyn®
(prademagene zamikeracel)
gene-modified cellular sheets

ZEVASKYN has been evaluated in 43 large, chronic wounds in 11 patients

- The most common side effects are pain from the procedure (3 of 11 patients) and itching (1 of 11 patients)
- No grade 3 side effects were reported*

Serious allergic reactions to ZEVASKYN can occur, including rare cases of anaphylaxis. ZEVASKYN may increase the risk of cancer due to how it works; lifelong monitoring is recommended. It is made from human and animal materials, and although tested, the risk of infection transmission cannot be completely ruled out. Please see additional Important Safety Information on the next page.

Additional long-term safety from clinical studies

- In 99 large, chronic ZEVASKYN-treated wounds across 18 patients:
  - Median (middle value) follow-up of 3 years and 2 months after treatment (range of 12 months to 11 years)†
- No cases of squamous cell carcinoma (SCC) were reported in ZEVASKYN-treated wounds
  - SCC is a type of skin cancer that develops in the epidermis or outer layer of the skin
  - SCC was observed in non-treated sites in 4 patients

*Grade 3 side effects are considered severe and medically significant, but not immediately life-threatening. They can interfere with daily activities, limit self-care, and may even require or prolong hospitalization.

†Median is the middle number in a group of numbers arranged from lowest to highest.

Indication and Important Safety Information

zevaskyn®
(prademagene zamikeracel)
gene-modified cellular sheets

WHAT IS ZEVASKYN?

ZEVASKYN® (prademagene zamikeracel) is a type of gene therapy made from your own skin cells that is surgically applied to treat wounds in both children and adults who have recessive dystrophic epidermolysis bullosa (RDEB).

IMPORTANT SAFETY INFORMATION

- Serious allergic reactions to ZEVASKYN can occur. Get medical help right away if you or your child experience symptoms like itching, swelling, hives, difficulty breathing, runny nose, watery eyes, or nausea. In rare cases, a severe reaction called anaphylaxis may happen.
- There is a potential risk that treatment with ZEVASKYN may contribute to the development of cancer because of how the therapy works. Patients should be monitored for the rest of their lives to check for any signs of cancer.
- ZEVASKYN is made using human and animal materials. Although these materials are tested before use, the risk of passing on infections cannot be eliminated.
- The most common side effects are pain from the procedure and itching.

This is not a complete list of side effects. Call your care team for medical advice about side effects. You may report side effects to Abeona at 1-844-888-2236 or FDA at 1-800-FDA-1088 or www.fda.gov/medwatch.

POST-APPLICATION CARE

- You may feel pain or itching at the treated area as it heals. Contact your doctor if you have: fever, increased drainage, worsening pain or swelling, or any other symptoms at or near the treated area.
- Do not disturb the surgical dressing for 5-10 days, unless your doctor tells you otherwise.
- Keep the dressing(s) dry. Do not soak the treated area(s) in water (like in a bath or pool) until the gauze backing falls off of the treated area(s), approximately 2-3 weeks after the surgery.

PRODUCT MANUFACTURING

- ZEVASKYN is made from your own skin cells. In rare cases, the manufacturing process may not work. If this happens, your doctor may suggest taking another skin biopsy to repeat the manufacturing process.

Please see full Prescribing Information.



Questions to ask your EB doctor

zevaskyn®
(prademagene zamikeracel)
gene-modified cellular sheets

Below is a list of things people with RDEB and their caregivers may want to ask about treatment with ZEVASKYN.

- Am I a good candidate for ZEVASKYN?
- Which of my wounds will ZEVASKYN be applied to?
- Is treatment with ZEVASKYN available only at ZEVASKYN Qualified Treatment Centers?
- Where is the nearest ZEVASKYN Qualified Treatment Center?
- How will I know if ZEVASKYN is working?
- How long will my wounds take to heal after treatment with ZEVASKYN?
- What will my skin look like after ZEVASKYN?
- What support is available for patients who are considering or will be receiving treatment with ZEVASKYN?
- Is financial support available for treatment with ZEVASKYN?
- What side effects can happen with ZEVASKYN?
- How is ZEVASKYN different from other treatment options?
- How will I care for the area treated with ZEVASKYN after surgery?
- How long will my wounds stay healed after treatment with ZEVASKYN?

EB=epidermolysis bullosa.

Notes

zevaskyn®
(prademagene zamikeracel)
gene-modified cellular sheets

You might find it helpful to write down any additional questions that may arise.

IMPORTANT SAFETY INFORMATION
There is a potential risk that treatment with ZEVASKYN may contribute to the development of cancer because of how the therapy works. Patients should be monitored for the rest of their lives to check for any signs of cancer.

Please see additional Important Safety Information on page 13 and full Prescribing Information.

zevaskyn®
(prademagene zamikeracel)
gene-modified cellular sheets

For children and adults who have RDEB wounds



ZEVASKYN is designed for long-lasting wound healing with a single surgical application

- 81% of ZEVASKYN-treated wounds healed by 50% or more when measured at 6 months*
- Made from your own skin cells to provide up to 12 credit card-sized sheets for unprecedented coverage
- Personalized support and financial assistance from Abeona Assist®, if eligible
- ZEVASKYN is covered by **all 50 State Medicaid plans** and more than **95% of private** commercial insurance plans

Connect directly with people who have been treated with ZEVASKYN, or their caregivers, through the Strong Together Network™

Scan or click the QR code to visit abeonaassist.com

"If I had the chance to do it again, I would. It helped me a ton. And I did see the difference in my skin. I think it's worth it."

–Noelle, treated with ZEVASKYN and Strong Together Network™ participant

Individual results may vary.

ZEVASKYN Qualified Treatment Centers across the United States are **actively treating patients**.

Contact a ZEVASKYN Qualified Treatment Center **near you**.

Scan or click the QR code

*ZEVASKYN-treated wounds were compared to similar wounds treated with typical wound care in 11 RDEB patients as part of a clinical trial. 81% of ZEVASKYN-treated wounds (35 of 43) healed by 50% or more vs 16% of matched control wounds (7 of 43).

IMPORTANT SAFETY INFORMATION

Serious side effects may occur, including allergic reactions, a potential risk of cancer, and risk of infection. The most common side effects are pain from the procedure and itching.

Please see additional Important Safety Information on page 13 and full Prescribing Information.

Abeona THERAPEUTICS

ZEVASKYN, Abeona Assist, Strong Together Network, and the related logos are trademarks of Abeona Therapeutics Inc. All other trademarks are the property of their respective owners.
© 2026 Abeona Therapeutics Inc. All rights reserved. US-COM-ZEV-250015 06/26